

ECS455: Chapter 4

Multiple Access

Asst. Prof. Dr. Prapun Suksompong

prapun@siit.tu.ac.th

Dr. Prapun Suksompong
prapun.com/ecs455

Office Hours:

BKD, 6th floor of Sirindhralai building

Tuesday 14:20-15:20

Wednesday 14:20-15:20

Friday 9:15-10:15

1

ECS455: Chapter 4

Multiple Access

4.1 Duplexing: TDD and FDD

Office Hours:

BKD, 6th floor of Sirindhralai building

Tuesday 14:20-15:20

Wednesday 14:20-15:20

Friday 9:15-10:15

Dr. Prapun Suksompong
prapun.com/ecs455

2

Duplexing

- Allow the subscriber to send “simultaneously” information to the base station while receiving information from the base station.
 - Talk and listen simultaneously.
- Definitions:
 - **Forward channel** or **downlink (DL)** is used for communication from the infrastructure to the users/stations
 - **Reverse channel** or **uplink (UL)** is used for communication from users/stations back to the infrastructure.
- Two techniques
 1. Frequency division duplexing (FDD)
 2. Time division duplexing (TDD)



3

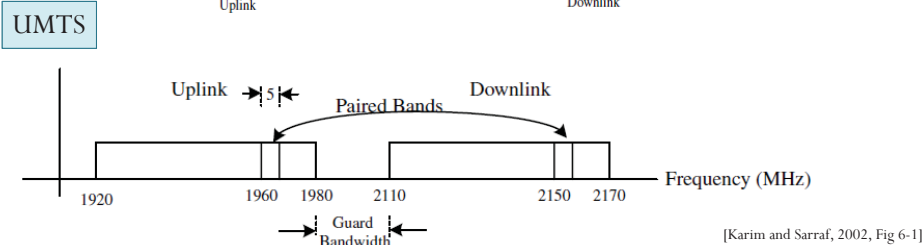
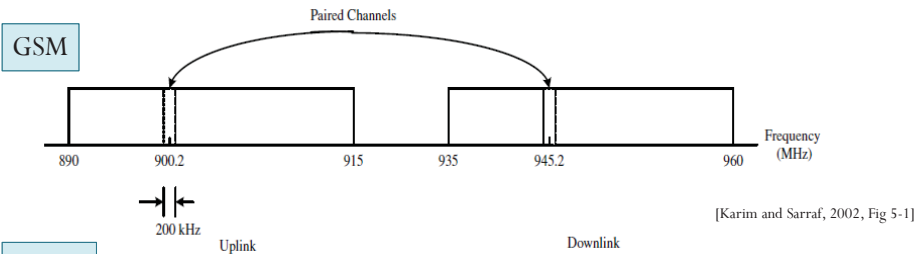
[Rappaport, 2002, Ch 9]

Frequency Division Duplexing (FDD)

- Provide *two distinct bands* of frequencies (simplex channels) for every user.
- The **forward band** provides traffic from the base station to the mobile.
- The **reverse band** provides traffic from the mobile to the base station.
- Any *duplex* channel actually consists of two *simplex* channels (a forward and reverse).
- Most commercial cellular systems are based on FDD.

4

FDD Examples



5

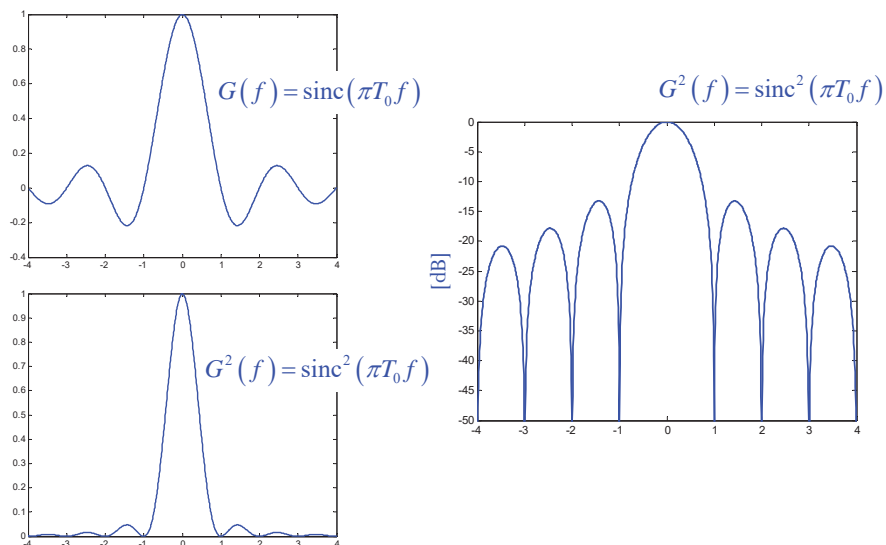
Problems of FDD

- Each transceiver simultaneously transmits and receives radio signals
 - The signals transmitted and received can vary by more than 100 dB.
 - The signals in each direction need to occupy bands that are *separated far apart* (tens of MHz)
- A device called a **duplexer** is required to filter out any interference between the two bands.

7

[Tse and Viswanath, 2005, Ch 4, p 121]

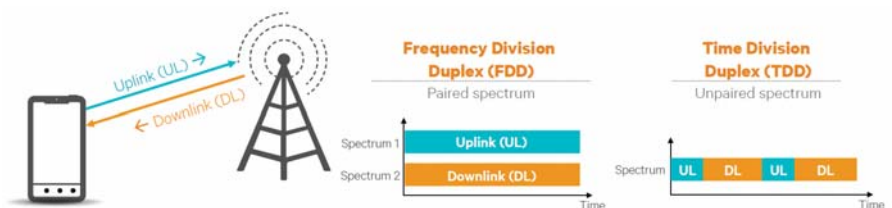
Power of Sinc Function



6

Time Division Duplexing (TDD)


- The UL and DL data are transmitted on the **same carrier frequency** at different times. (Taking turns)
 - Use time instead of frequency to provide both forward and reverse links.
 - Each *duplex* channel has both a **forward time slot** and a **reverse time slot**.
- “Unpaired spectrum”



8

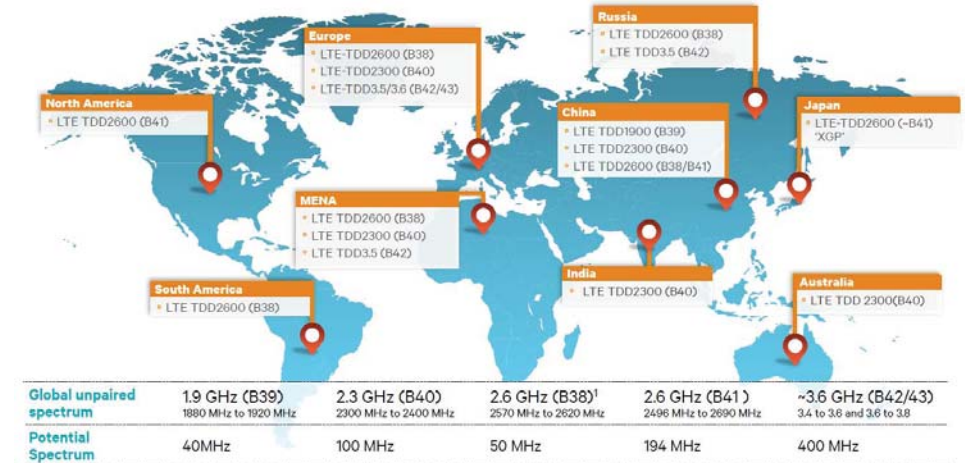
Time Division Duplexing (TDD)

- If the *time separation* between the forward and reverse time slot is *small*, then the transmission and reception of data appears simultaneous to the users at both the subscriber unit and on the base station side.
- Used in Bluetooth and Mobile WiMAX
- LTE can be FDD or TDD.



9

Global LTE TDD spectrum



11

[Qualcomm, "LTETDD - the global solution for unpaired spectrum", September, 2014]

FDD and TDD LTE frequency bands

FDD LTE frequency band allocations

LTE BAND NUMBER	UPLINK (MHz)	DOWNLINK (MHz)	WIDTH OF BAND (MHz)	DUPLEX SPA (MHz)	BAND GAP (MHz)
1	1920 - 1980	2110 - 2170	60	190	130
2	1850 - 1910	1930 - 1990	60	80	20
3	1710 - 1785	1805 - 1880	75	95	20
4	1710 - 1755	2110 - 2155	45	400	355
5	824 - 849	869 - 894	25	45	20
6	830 - 840	875 - 885	10	35	25
7	2500 - 2570	2620 - 2690	70	120	50
8	880 - 915	925 - 960	35	45	10
9	1748.9 - 1784.9	1844.9 - 1879.9	35	95	60
10	1710 - 1770	2110 - 2170	60	400	340
11	1427.9 - 1452.9	1475.9 - 1500.9	20	48	28
12	698 - 716	728 - 746	18	30	12
13	777 - 787	746 - 756	10	-31	41
14	788 - 798	758 - 768	10	-30	40
15	1900 - 1920	2000 - 2020	20	700	680
16	2010 - 2025	2055 - 2060	15	575	560
17	704 - 716	734 - 746	12	30	18
18	815 - 830	860 - 875	15	45	30
19	830 - 845	875 - 890	15	45	30
20	832 - 862	791 - 821	30	-41	71
21	1447.9 - 1462.9	1495.5 - 1510.9	15	48	33
22	3410 - 3500	3510 - 3600	90	100	10
23	2000 - 2020	2180 - 2200	20	160	160
24	1625.5 - 1660.5	1525 - 1559	34	-101.5	135.5
25	1850 - 1915	1930 - 1995	65	80	15
26	814 - 849	859 - 894	30/40	17	10
27	807 - 824	852 - 869	17	45	28
28	703 - 748	758 - 803	45	55	10
29	n/a	717 - 728	11		
30	2305 - 2315	2350 - 2360	10	45	35
31	452.5 - 457.5	462.5 - 467.5	5	10	5

TDD LTE frequency band allocations

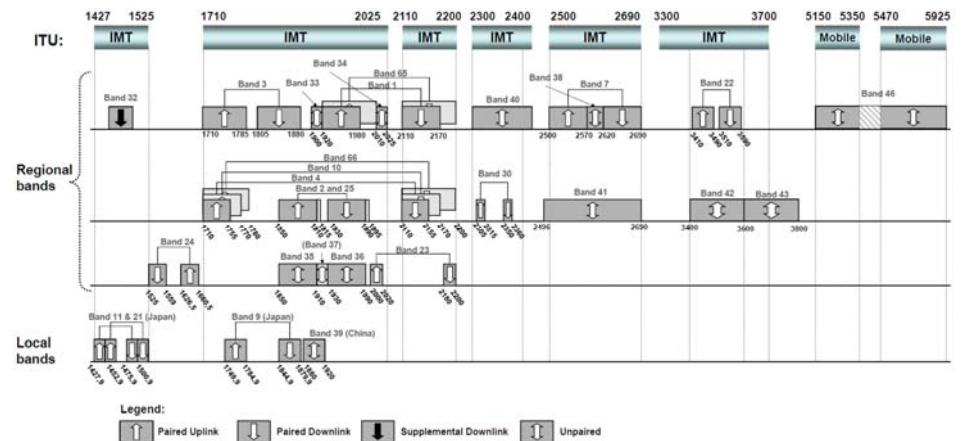
LTE BAND NUMBER	ALLOCATION (MHz)	WIDTH OF BAND (MHz)
33	1900 - 1920	20
34	2010 - 2025	15
35	1850 - 1910	60
36	1930 - 1990	60
37	1910 - 1930	20
38	2570 - 2620	50
39	1880 - 1920	40
40	2300 - 2400	100
41	2496 - 2690	194
42	3400 - 3600	200
43	3600 - 3800	200
44	703 - 803	100

- LTETDD has been commercial since 2011 and is gaining global momentum.
- The initial global unpaired bands include
 - 2.3GHz (B40) used in India and
 - 2.6 GHz (B38) used Europe,
 - with variations (B41) in the U.S. and Japan.
- China is expected to launch LTETDD in multiple global bands.

10

[<http://www.radio-electronics.com/info/cellulartelecomms/lte-long-term-evolution/lte-frequency-spectrum.php>]

Operating bands specified for LTE in 3GPP above 1 GHz



12

[Dahlman, Parkvall, and Skold, 2016]

Disadvantages of TDD

Advantages of FDD

- TDD frames need to incorporate guard periods **equal to the max round trip propagation delay** to avoid interference between uplink and downlink under worst-case conditions.
- There is a **time latency** created by TDD due to the fact that communications is not full duplex in the truest sense.

13

Channel Reciprocity

- Usually, for better performance, to choose the coding/modulation scheme and its parameters, the transmitter needs to learn the channel state information (CSI).
- It is relatively easier for a receiver to find CSI.
 - Is the decoded message readable or gibberish?
 - Usually, this is done by the transmitter sending a preamble training sequences or pilot symbols to the receiver.
- How can a transmitter obtain CSI?
 - The corresponding receiver may convey this information via a feedback link.
 - An overhead which reduce the efficiency of the system.
 - Even worse when there are many parameters of the channel to learn.
 - For example, for MIMO, there are many antennas.
 - The information can only be used for a short time duration.
 - The channel changes due to mobility of the Tx, Rx, or objects in the environment.
 - Use channel reciprocity

15

Disadvantages of FDD

Advantages of TDD

- Duplexer is not required.
- Enable *adjustment* of the downlink/uplink ratio to efficiently support *asymmetric* DL/UL traffic.
 - With FDD, DL and UL have fixed and generally, equal DL and UL *bandwidths*.
- Ability to implement in **unpaired spectrum**
 - FDD requires a pair of channels
 - TDD only requires a single channel for both DL and UL providing greater flexibility for adaptation to varied global spectrum allocations.
- Assure **channel reciprocity** for better support of link adaptation, MIMO and other closed loop advanced antenna technologies.

14

Channel Reciprocity

- The channel from point A to point B is identical to the channel from B to A if the channel is measured at the same time and same frequency.
- The channel from A to B can be estimated at A using the pilot symbols embedded in the signal sent from B.
- Using the reciprocity principle, this estimate is also an estimate for the channel from A to B.
- In FDD systems, the two directions use different frequencies. Thus, channel reciprocity does not hold.

16

Chapter 4

Multiple Access

4.2 FDMA and TDMA

Dr.Prapun Suksompong
prapun.com/ecs455

Office Hours:

BKD, 6th floor of Sirindhralai building

Tuesday 14:20-15:20

Wednesday 14:20-15:20

Friday 9:15-10:15

17

Multiple Access Techniques

- Allow **many** mobile users to **share** simultaneously a finite amount of radio spectrum.
- For high quality communications, this must be done without severe degradation in the performance of the system.
- Important access techniques
 1. Frequency division multiple access (FDMA)
 2. Time division multiple access (TDMA)
 3. Spread spectrum multiple access (SSMA)
 - Frequency Hopped Multiple Access (FHMA)
 - Code division multiple access (CDMA)
 4. Space division multiple access (SDMA)
 5. Random access
 - ALOHA

18

Frequency division multiple access (FDMA)

- The oldest multiple access scheme for wireless communications.
- Used exclusively for multiple access in 1G down to individual resource units or physical channels.
- Assign individual channels to individual users.
 - Different carrier frequency is assigned to each user so that the resulting spectra do not overlap.
 - During the period of the call, no other user can share the same channel.

19

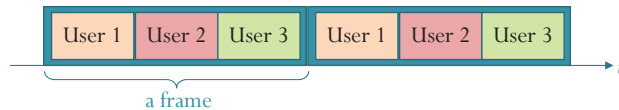
FDMA (2)

- **Band-pass filtering** (or heterodyning) enables separate demodulation of each channel.
- If an FDMA channel is not in use, then it sits idle and **cannot** be used by other users to increase or share capacity.
 - It is essentially a wasted resource.
- In FDD systems, the users are assigned a channel as a pair of frequencies.

20

Time division multiple access (TDMA)

- Divide the radio spectrum into **time slots**.
- In each slot only one user is allowed to either transmit or receive.
- A channel may be thought of as a particular time slot that reoccurs every frame, where N time slots comprise a frame.



- Transmit data in a **buffer-and-burst method**
 - The transmission for any user is non-continuous.
 - Digital data and digital modulation must be used with TDMA.
 - This results in low battery consumption, since the subscriber transmitter can be turned off when not in use (which is most of the time).
- An obvious choice in the 1980s for digital mobile communications.

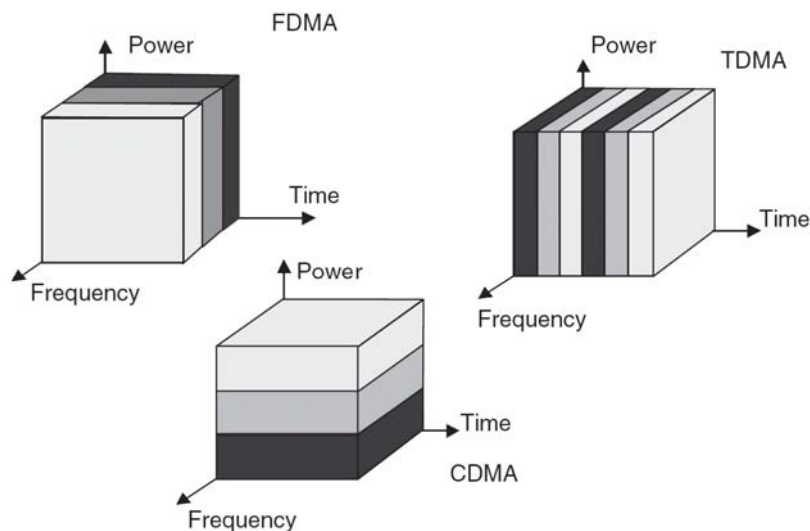
21

Tradeoffs

- TDMA transmissions are slotted
 - Require the receivers to be **synchronized** for each data burst.
 - **Guard times** are necessary to separate users. This results in larger overheads.
 - FDMA allows completely **uncoordinated transmission** in the time domain
 - No time synchronization among users is required.
- The complexity of FDMA mobile systems is lower when compared to TDMA systems, though this is changing as digital signal processing methods improve for TDMA.
- Since FDMA is a continuous transmission scheme, fewer bits are needed for **overhead** purposes (such as synchronization and framing bits) as compared to TDMA.
- FDMA needs to use costly **bandpass filters**.
 - For TDMA, no filters are required to separate individual physical channels.

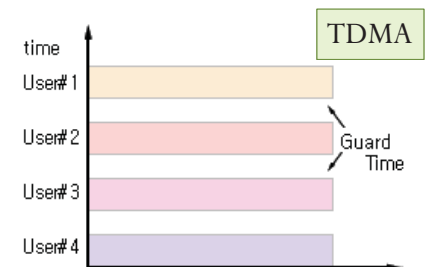
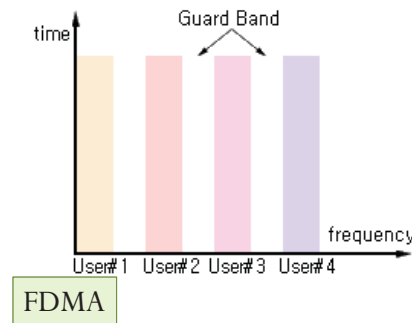
23

FDMA vs. TDMA

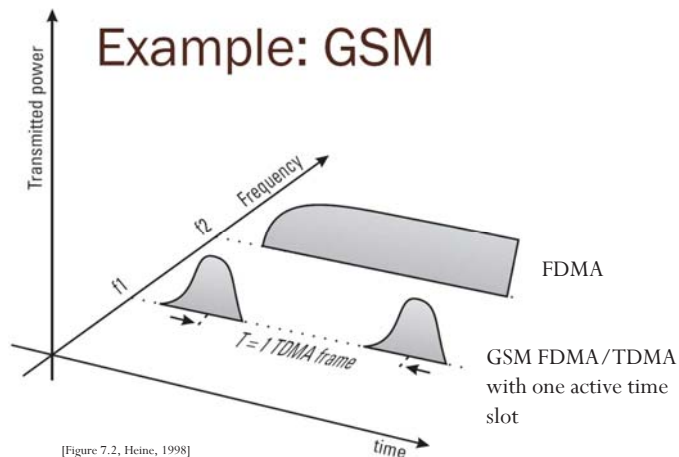


22

Guard Band vs. Guard Time



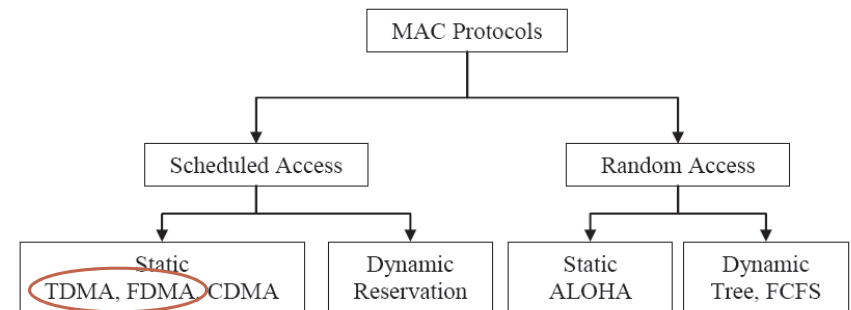
24



- GSM utilizes a combination of FDMA and TDMA
- Two-dimensional channel structure
- Each narrowband channel has bandwidth 200 kHz.
- Time is divided into slots of length $T = 577 \mu\text{s}$.

25

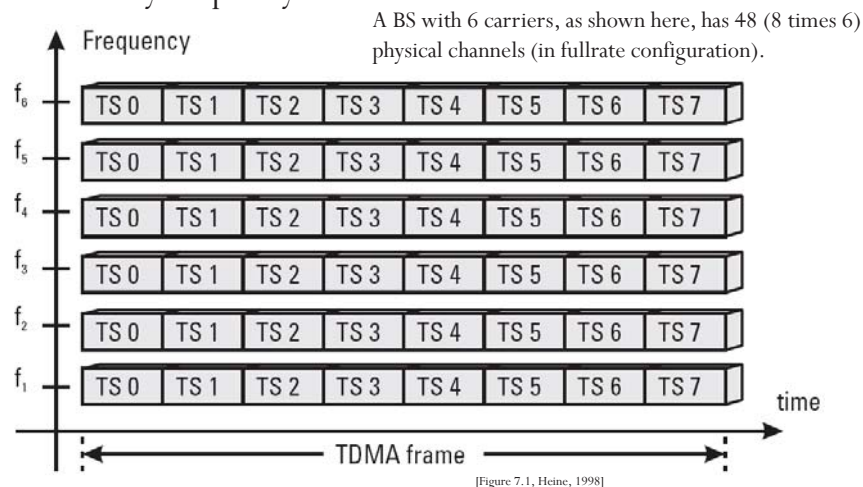
Classifications of Medium Access Control (MAC)



27

The FDMA/TDMA structure of GSM

- In full-rate configuration, eight time slots (TSs) are mapped on every frequency.



26

Multiple Access Techniques in Cellular System

Cellular System	Multiple Access Technique
Advanced Mobile Phone System (AMPS)	FDMA / FDD
Global System for Mobile (GSM)	TDMA / FDD
Interim Standard 95 (IS-95)	CDMA / FDD
W-CDMA (3GPP)	CDMA / FDD CDMA / TDD
cdma2000 (3GPP2)	CDMA / FDD CDMA / TDD

28